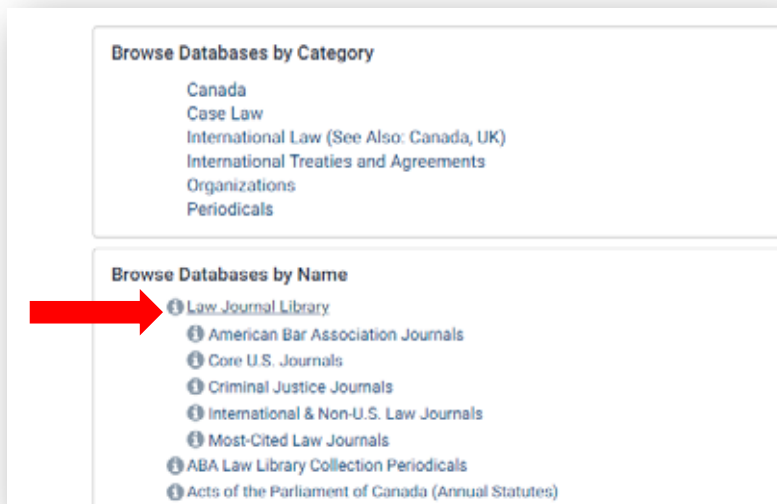
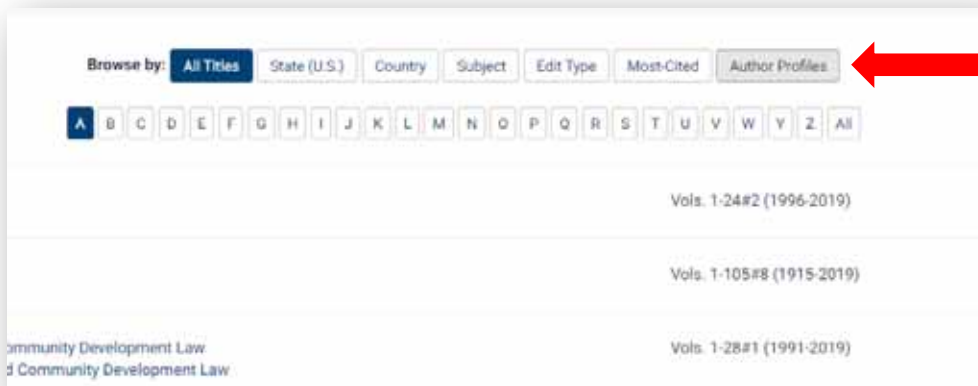


How to Link Your ORCiD ID to Your HeinOnline Author Profile

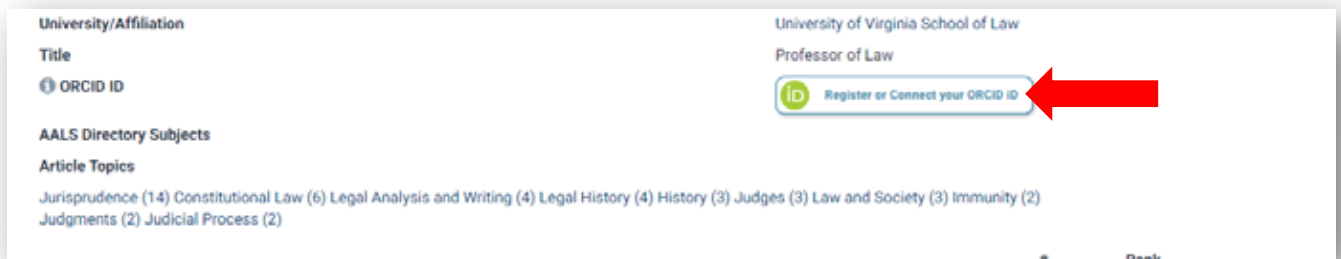
1. Go to <https://heinonline.org/HOL/Welcome>
2. Click into the Law Journal Library:



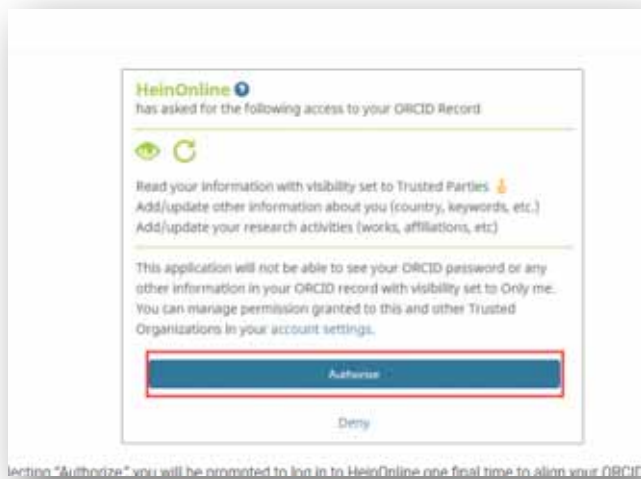
3. Click the 'Author Profiles' button and scroll down to University of Virginia School of Law:



4. Click your **name in the alphabetical list**. (You'll need to be **signed in to your ORCID account**.) On the Hein profile page, click the 'register or connect your ORCID' button:




5. You'll get an **ORCID authorization screen** like the one you got when you authorized UVA to update your publications and affiliations; click the **blue 'authorize' button**:



6. You'll be directed back to your Hein profile page. **Check that the ORCID ID** has filled in.

7. **DO NOT CLICK THE 'SEND' BUTTON!** (Clicking it will interfere with the Library filling your ORCID profile from our institutional repository.)

Full Name	Hutchinson, Tara
Title..	Marketing Administrator
ORCID ID	 0000-0002-95... Send works to ORCID
ScholarCheck Rank	# 624,
Average Citations per Article	0.00